

Kontaktuppgifter

Bolag:	GS Buss AB
Kontaktperson:	Anne-Beate Silverfjäll
E-post:	anne-beate.silverfjall@sparvagen.goteborg.se
Tel:	031 732 11 30

Senaste inlämningsdatum : 2020-02-28

Investeringsprognos för period 2020 - 2030 (mnkr)

(All inmatning görs i vita fält)

Nyinvesteringar (mnkr)	Grön (*) X	Kategori (**) 1-3	2020	2021	2022	2023
Område/Objekt 1			0	0	0	0
			0	0	0	0
			0	0	0	0
			0	0	0	0
			0	0	0	0
			0	0	0	0
			0	0	0	0
			0	0	0	0
			0	0	0	0
			0	0	0	0
			0	0	0	0
			0	0	0	0
			0	0	0	0
Summa Nyinvesteringar (mnkr)			0	0	0	0
Egenfinansieringsgrad Nyinvesteringar			0%	0%	0%	0%
Reinvesteringar (mnkr)			2020	2021	2022	2023
Underhåll portar och busstvättmaskin Kville		2	10,0	0	0	0
			0	0	0	0
			0	0	0	0
			0	0	0	0
			0	0	0	0
			0	0	0	0
Summa Reinvesteringar			10,0	0	0	0
Summa Investeringar (mnkr)			10,0	0	0	0
Egenfinansieringsgrad Tot			100%	0%	0%	0%
Fasta priser (****)						
Reducering index (-%)			0%	0%	0%	0%
Summa Fasta Priser (mnkr)			10,0	0	0	0

Upplåningsbehov (***)	2020	2021	2022	2023

Totalt (mnr)			0	0	0	0
--------------	--	--	---	---	---	---

Kapitalkostnader (mnr)			2020	2021	2022	2023
Avskrivning			49,9	47,9	27,2	9,0
Räntekostnad			0	0	0	0
Nedskrivning			0	0	0	0
Summa kapitalkostnader			49,9	47,9	27,2	9,0

Observera att avskrivningar finansieras inom ramen för vårt avtal med Väst

Fördelning investeringsvolym för 2020 (mnr)

Investeringsvolym 2020	2020	Ev. justering %	Justerad inv.volym 2020	P1 Jan - Mars	P2 Apr - Maj	P3 Juni - Aug
Fördelat/period (mnr)	10,0	0%	10,0	0	5,0	5,0

0	0	0	0	0	0	0	0
---	---	---	---	---	---	---	---

2024	2025	2026	2027	2028	2029	2030	Totalt 2020-2024
8,7	5,4	4,4	4,4	4,4	4,1	0	142,7
0	0	0	0	0	0	0	0
0	0	0	0	0	0	0	0
8,7	5,4	4	4	4	4	0	142,7

.trafik.

Fördelning upplåning för 2020 (mnkr)

P4 Sept - Dec	Summa- kontroll p1 - p4
0	10,0

Upplåningsbehov 2020	2020	P1 Mars	Jan -
Fördelat/period (mnkr)	0	0	

miljö? (Sätt ett kryss.)


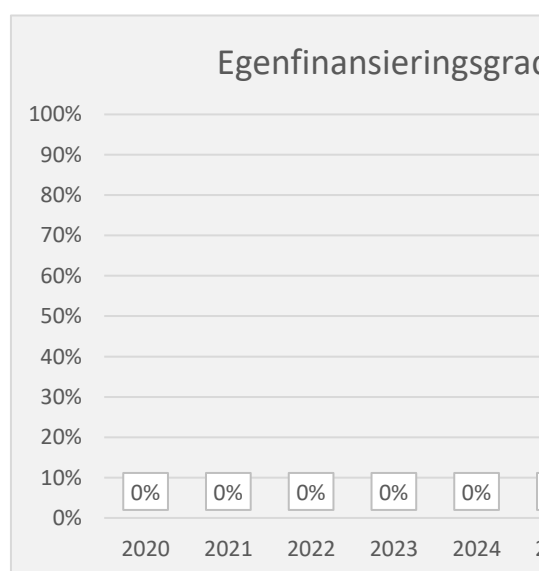
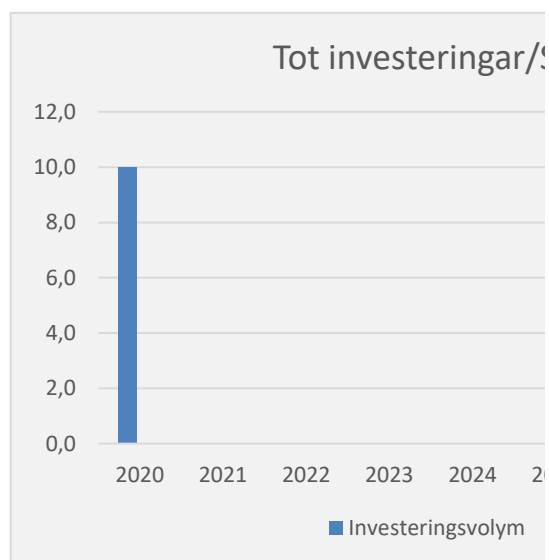
tagna i styrelse/nämnd

ivt tal

räknat index gör ni här en procentuell nedjustering till fasta priser.

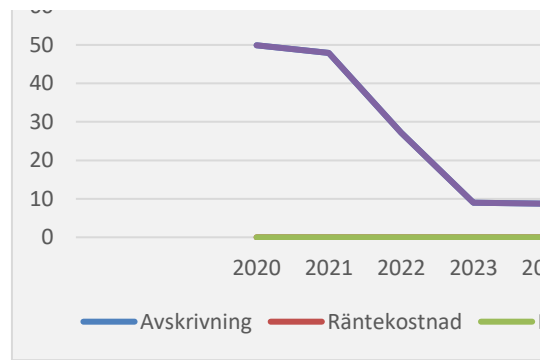
Totalt 2025-2030	Totalt 2020-2030
0	0
0	0
0	0
0	0
0	0
0	0
0	0
0	0
0	0
0	0
0	0
0	0
0	0
0	0
0	0
0	0
0%	0%
Totalt 2025-2030	Totalt 2020-2030
0	10,0
0	0
0	0
0	0
0	0
0	0
0	10,0
0	10,0
0%	100%
0	10,0

Totalt 2025-2030	Totalt 2020-2030



0	0
---	---

Totalt 2025-2030	Totalt 2020-2030
22,7	165,4
0	0
0	0
22,7	165,4



P2 April - Maj	P3 Juni - Aug	P4 Sept - Dec	Summa- kontroll p1 - p4
0	0	0	0

Skuldförändring



2025 2026 2027 2028 2029 2030

■ Skuldförändring

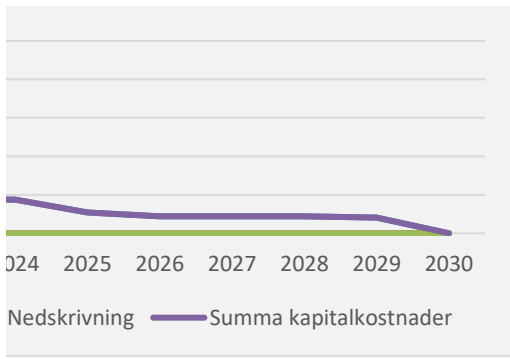
Översikt Nyinvesteringar



0% 0% 0% 0% 0% 0%

2025 2026 2027 2028 2029 2030

Översikt Utgifter



























[Shaded area]

[Shaded area]

[Shaded area]



[Shaded area]

[Shaded area]

[Shaded area]



[Shaded area]

[Shaded area]

[Shaded area]



[Shaded area]

[Shaded area]

[Shaded area]



[Shaded area]

[Shaded area]

[Shaded area]



[Shaded area]

[Shaded area]

[Shaded area]



[Shaded area]

[Shaded area]

[Shaded area]



[Shaded area]

[Shaded area]

[Shaded area]



[Shaded area]

[Shaded area]

[Shaded area]



[Shaded area]

[Shaded area]

[Shaded area]



[Shaded area]

[Shaded area]

[Shaded area]



[Shaded area]

[Shaded area]

[Shaded area]



[Shaded area]

[Shaded area]

[Shaded area]



[Shaded area]

[Shaded area]

[Shaded area]



[Shaded area]

[Shaded area]

[Shaded area]



[Shaded area]

[Shaded area]

[Shaded area]



[Shaded area]

[Shaded area]

[Shaded area]



[Shaded area]

[Shaded area]

[Shaded area]



[Shaded area]

[Shaded area]

[Shaded area]



[Shaded area]

[Shaded area]

[Shaded area]



[Shaded area]

[Shaded area]

[Shaded area]











[Shaded area]

[Shaded area]

[Shaded area]









