

Upplåningsbehov (***)			2020	2021	2022	2023
Totalt (mnkr)			0	0	0	0

Kapitalkostnader (mnkr)			2020	2021	2022	2023
Avskrivning			49,9	47,9	27,2	9,0
Räntekostnad			0	0	0	0
Nedskrivning			0	0	0	0
Summa kapitalkostnader			49,9	47,9	27,2	9,0

Observera att avskrivningar finansieras inom ramen för vårt avtal med Väst

Fördelning investeringsvolym för 2020 (mnkr)

Investeringsvolym 2020	2020	Ev. justering %	Justerad inv.volym 2020	P1 Jan - Mars	P2 Apr - Maj	P3 Juni - Aug
Fördelat/period (mnkr)	10,0	0%	10,0	0	5,0	5,0

2024	2025	2026	2027	2028	2029	2030	Totalt 2020-2024
0	0	0	0	0	0	0	0

2024	2025	2026	2027	2028	2029	2030	Totalt 2020-2024
8,7	5,4	4,4	4,4	4,4	4,1	0	142,7
0	0	0	0	0	0	0	0
0	0	0	0	0	0	0	0
8,7	5,4	4	4	4	4	0	142,7

:trafik.

Fördelning upplåning för 2020 (mnr)

P4 Sept - Dec	Summa- kontroll p1 - p4
0	10,0

Upplåningsbehov 2020	2020	P1 Mars	Jan -
Fördelat/period (mnr)	0	0	0

Totalt 2025-2030	Totalt 2020-2030
0	0

Totalt 2025-2030	Totalt 2020-2030
22,7	165,4
0	0
0	0
22,7	165,4



P2 April - Maj	P3 Juni - Aug	P4 Sept - Dec	Summa- kontroll p1 - p4
0	0	0	0

Skuldförändring



2025 2026 2027 2028 2029 2030

■ Skuldförändring

tid Nyinvesteringar

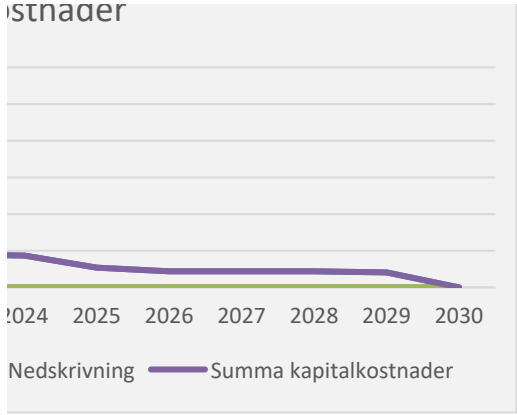


0% 0% 0% 0% 0% 0%

2025 2026 2027 2028 2029 2030

stnader

stnader























[Shaded gray bar]

[Shaded gray bar]



[Redacted]

[Redacted]









[Shaded gray bar]

[Shaded gray bar]



[Shaded gray bar]

[Shaded gray bar]









[Shaded area]

[Shaded area]



[Redacted]

[Redacted]



[Redacted]

[Redacted]



[Shaded area]

[Shaded area]



[Shaded gray bar]

[Shaded gray bar]



[Shaded gray bar]

[Shaded gray bar]



[Shaded gray bar]

[Shaded gray bar]









[Redacted]

[Redacted]



[Shaded gray bar]

[Shaded gray bar]



[Redacted]

[Redacted]



[Shaded gray bar]

[Shaded gray bar]



[Redacted]

[Redacted]



[Redacted]

[Redacted]



[Shaded gray bar]

[Shaded gray bar]



[Shaded gray bar]

[Shaded gray bar]



[Shaded gray bar]

[Shaded gray bar]







